


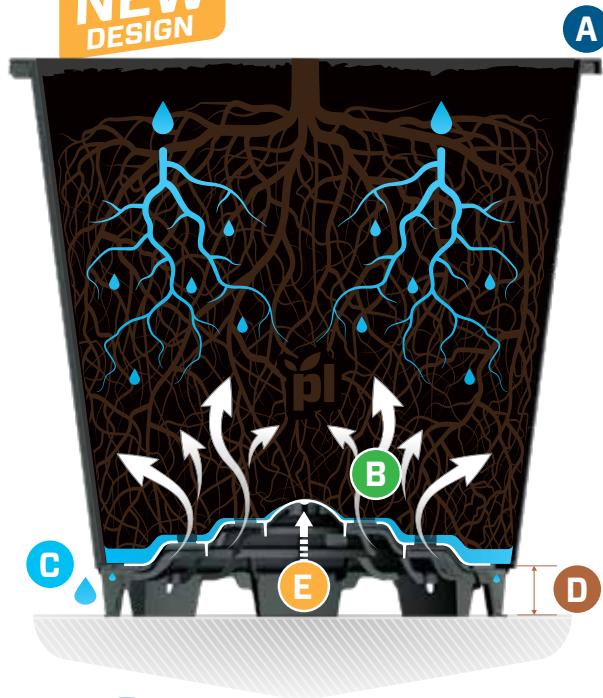


REQUEST
A QUOTE

25 Liter Round Pot

Ideal for blueberry production

NEW
DESIGN



C Excellent drainage

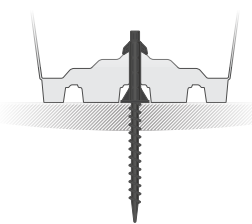
Pyramid base forces water to drain at the outside edges, minimizing perched saturated zone; causing drainage into high air flow area, where roots airprune.



D Outward legs with slope

Tall legs prevent sinking and root contact with soil and pathogens.

In addition, new leg design minimizes substrate loss and buildup on legs.



E Keyhole for pot anchor

Container system that has sufficient stability to remain upright under strong winds (optional).



A New handle

With irrigation and stabilizing mounting holes for inline irrigation or drip stakes.



B Air flow

Non-draining central holes allow oxygen uptake in center of root mass, and prevents roots from growing down.

Available in white and terracotta, which reflects the sun's rays and repels heat. Ideal for high solar radiation zones.

White Terracotta Black

Dimensions



Item # 1308125